

Introductory sub-table (I)(a)

Name of the Company: MADHUSUDAN INDUSTRIES LIMITED			
Scrip Code, Name of the scrip, class of security: 515059			
Quarter ended: 30th September, 2015			
Partly paid-up shares:-	No. of partly paid-up shares	As a % of total no. of partly paid-up shares	As a % of total no. of shares of the company
Held by promoter/promoter group	0	#DIV/0!	0
Held by public	0	#DIV/0!	0
Total	0	#DIV/0!	0
Outstanding convertible securities:-	No. of outstanding securities	As a % of total no. of outstanding convertible securities	As a % of total no. of shares of the company, assuming full conversion of the convertible securities
Held by promoter/promoter group	0	#DIV/0!	0
Held by public	0	#DIV/0!	0
Total	0	#DIV/0!	0
Warrants:-	No. of warrants	As a % of total no. of warrants	As a % of total no. of shares of the company, assuming full conversion of warrants
Held by promoter/promoter group	0	#DIV/0!	0
Held by public	0	#DIV/0!	0
Total	0	#DIV/0!	0
Total paid-up capital of the company, assuming full conversion of warrants and convertible securities		5375000	

For, Madhusudan Industries Ltd.



Director

Statement Showing Shareholding Pattern								
Category code	Category of Shareholder	Number of Shareholders	Table (I)(a)		Total shareholding as a percentage of total number of shares		Shares Pledged or otherwise encumbered	
			Total number of shares	Number of shares held in dematerialized form	As a percentage of (A+B) ¹	As a percentage of (A+B+C)	Number of shares	As a percentage
(I)	(II)	(III)	(IV)	(V)	(VI)	(VII)	(VIII)	(IX)= (VIII)/(IV)*100
(A)	Shareholding of Promoter and							
1	Indian							
(a)	Individuals/ Hindu Undivided Family							
		4	1090942	1090942	20.30	20.30		0.00
(b)	Central Government/ State Government(s)	0	0	0	0.00	0.00		#DIV/0!
(c)	Bodies Corporate	5	2015344	2015344	37.49	37.49		0.00
(d)	Financial Institutions/ Banks	0	0	0	0.00	0.00		#DIV/0!
(e)	Any Others(Specify)	0	0	0	0.00	0.00		#DIV/0!
(e-i)					0.00	0.00		#DIV/0!
(e-ii)					0.00	0.00		#DIV/0!
	Sub Total(A)(I)	9	3106286	3106286	57.79	57.79	0	0.00
2	Foreign							
a	Individuals (Non-Residents Individuals/ Foreign Individuals)	0	0	0	0.00	0.00		#DIV/0!
b	Bodies Corporate	0	0	0	0.00	0.00		#DIV/0!
c	Institutions	0	0	0	0.00	0.00		#DIV/0!

For, Madhusudan Industries Ltd.

Signature

Director


d	Qualified Foreign Investor	0	0	0	0.00	0.00		#DIV/0!
e	Any Others(Specify)				0.00	0.00		#DIV/0!
e-i					0.00	0.00		#DIV/0!
e-ii								
	Sub Total(A)(2)	0	0	0	0.00	0.00	0	#DIV/0!
	Total Shareholding of Promoter and	9	3106286	3106286	57.79	57.79	0	0.00
(B)	Public shareholding							
1	Institutions							
(a)	Mutual Funds/ UTI	3	275	0	0.01	0.01		
(b)	Financial Institutions / Banks	8	2625	0	0.05	0.05		
(c)	Central Government/ State Government(s)	0	0	0	0.00	0.00		
(d)	Venture Capital Funds	0	0	0	0.00	0.00		
(e)	Insurance Companies	5	268492	268492	5.00	5.00		
(f)	Foreign Institutional Investors	0	0	0	0.00	0.00		
(g)	Foreign Venture Capital Investors	0	0	0	0.00	0.00		
(h)	Qualified Foreign Investor	0	0	0	0.00	0.00		
(i)	Any Other (specify)				0.00	0.00		
(i-ii)					0.00	0.00		
(i-ii)								
	Sub-Total (B)(1)	16	271392	268492	5.05	5.05		
B 2	Non-institutions							
(a)	Bodies Corporate	58	142671	133801	2.65	2.65		
(b)	Individuals							
I	Individuals -i. Individual shareholders holding nominal share capital up to Rs 1 lakh	5202	1041905	661123	19.38	19.38		
II	ii. Individual shareholders holding nominal share capital in excess of Rs. 1 lakh.	14	783047	783047	14.57	14.57		

For, Madhusudan Industries Ltd.

Director

(c)	Qualified Foreign Investor	0	0	0	0.00	0.00		
(d)	Any Other (specify)				0.00	0.00		
(d-i)	Hindu Undivided Family	47	27925	27675	0.52	0.52		
(d-ii)	12	12	1774	1024	0.03	0.03		
	Sub-Total (B)(2)	5333	1997322	1606670	37.16	37.16		
(B)	Total Public Shareholding (B)= (B)(1)+(B)(2)	5349	2268714	1875162	42.21	42.21		
	TOTAL (A)+(B)	5358	5375000	4981448	100.00	100.00		
(C)	Shares held by Custodians and against which Depository Receipts have been issued							
1	Promoter and Promoter Group	0	0	0		0.00		#DIV/0!
2	Public	0	0	0		0.00		
	Sub-Total (C)	0	0	0		0	0	
	GRAND TOTAL (A)+(B)+(C)	5358	5375000	4981448		100.00	0	0.00

For, Madhusudan Industries Ltd.



Director

Sr.No	Notes
1	Nil
2	
3	
4	
5	
6	
7	
8	
9	

For, Madhusudan Industries Ltd.




Director

(I)(b) Statement showing holding of securities (including shares, warrants, convertible securities) of persons belonging to the category "Promoter and Promoter Group"

Sr.	Name of the shareholder	Details of Shares held		Encumbered shares (*)			Details of warrants		Details of convertible securities		Total shares (including underlying shares assuming full conversion of warrants and convertible securities) as a % of diluted share capital
		Number of shares held	As a % of grand total (A)+(B)+(C)	No.	As a percentage	As a % of grand total (A)+(B)+(C) of sub-clause (I)(a)	Number of warrants held	As a % total number of warrants of the same class	Number of convertible securities held	As a % total number of convertible securities of the same class	
No.											
(I)	(II)	(III)	(IV)	(V)	(VI)=(V)/(III)*100	(VII)	(VIII)	(IX)	(X)	(XI)	(XII)
1	VIKRAM INVESTMENT CO LTD	936640	17.43	0	0.00	0.00	0	#DIV/0!	0	#DIV/0!	17.43
2	MADHUSUDAN HOLDINGS LTD	440600	8.20	0	0.00	0.00	0	#DIV/0!	0	#DIV/0!	8.20
3	SMITI SOMANY	613120	11.41	0	0.00	0.00	0	#DIV/0!	0	#DIV/0!	11.41
4	VIKRAM SOMANY	408264	7.60	0	0.00	0.00	0	#DIV/0!	0	#DIV/0!	7.60
5	REKHA COMMERCIAL LTD	266194	4.95	0	0.00	0.00	0	#DIV/0!	0	#DIV/0!	4.95
6	TRISURE PROMOTIONS & TRADINGS LTD	242200	4.51	0	0.00	0.00	0	#DIV/0!	0	#DIV/0!	4.51
7	SUVINAY TRADING & INVESTMENT CO LTD	129710	2.41	0	0.00	0.00	0	#DIV/0!	0	#DIV/0!	2.41
8	VIKRAM SOMANY	50000	0.93	0	0.00	0.00	0	#DIV/0!	0	#DIV/0!	0.93
9	DEEPSHIKHA KHAITAN	19558	0.36	0	0.00	0.00	0	#DIV/0!	0	#DIV/0!	0.36
10											
TOTAL		3106286	57.79	0	0.00	0.00	0	#DIV/0!	0	#DIV/0!	57.79

(*) The term "encumbrance" has the same meaning as assigned to it in regulation 28(3) of the SAST Regulations, 2011

For, Madhusudan Industries Ltd.




Director

(I)(c)(i) Statement showing holding of securities (including shares, warrants, convertible securities) of persons belonging to the category "Public" and holding more than 1% of the total number of shares

Sr. No.	Name of the shareholder	Number of shares held	Shares as a percentage of total number of shares {i.e., Grand Total (A)+(B)+(C) indicated in Statement at para (I)(a) above}	Details of warrants		Details of convertible securities		Total shares (including underlying shares assuming full conversion of warrants and convertible securities) as a % of diluted share capital
				Number of warrants held	As a % total number of warrants of the same class	Number of convertible securities held	% w.r.t total number of convertible securities of the same class	
1	MANJU BACHHAWAT	183700	3.42	0	#DIV/0!	0	#DIV/0!	3.42
2	LIFE INSURANCE CORPORATION OF INDIA	150029	2.79	0	#DIV/0!	0	#DIV/0!	2.79
3	SAJAN KUMAR PASARI	128570	2.39	0	#DIV/0!	0	#DIV/0!	2.39
4	SAURAV GUPTA	109172	2.03	0	#DIV/0!	0	#DIV/0!	2.03
5	GENERAL INSURANCE CORPORATION OF INDIA	98948	1.84	0	#DIV/0!	0	#DIV/0!	1.84
6	S KUMAR & SONS HOLDING PVT LTD	85000	1.58	0	#DIV/0!	0	#DIV/0!	1.58
7								
8								
9								
10								
TOTAL		755419	14.05	0	#DIV/0!	0	#DIV/0!	14.05


For, Madhusudan Industries Ltd.


Director

(I)(c)(ii) Statement showing holding of securities (including shares, warrants, convertible securities) of persons (together with PAC) belonging to the category “Public” and holding more than 5% of the total number of shares of the company

Sr. No.	Name(s) of the shareholder(s) and the Persons Acting in Concert (PAC) with them	Number of shares	Shares as a percentage of total number of shares {i.e., Grand Total (A)+(B)+(C) indicated in Statement at para (I)(a) above}	Details of warrants		Details of convertible securities		Total shares (including underlying shares assuming full conversion of warrants and convertible securities) as a % of diluted share capital
				Number of warrants	As a % total number of warrants of the same class	Number of convertible securities held	% w.r.t total number of convertible securities of the same class	
1	Nil	Nil	#VALUE!		#DIV/0!		#DIV/0!	
2			0.00		#DIV/0!		#DIV/0!	
3			0.00		#DIV/0!		#DIV/0!	
4			0.00		#DIV/0!		#DIV/0!	
5			0.00		#DIV/0!		#DIV/0!	
6			0.00		#DIV/0!		#DIV/0!	
7			0.00		#DIV/0!		#DIV/0!	
8			0.00		#DIV/0!		#DIV/0!	
9			0.00		#DIV/0!		#DIV/0!	
10			0.00		#DIV/0!		#DIV/0!	
TOTAL		0	0.00	0	#DIV/0!	0	#DIV/0!	0

For, Madhusudan Industries Ltd.




Director

(I)(d) Statement showing details of locked-in shares

Sr. No.	Name of the shareholder	Number of locked-in shares	Locked-in shares as a percentage of total number of shares {i.e., Grand Total (A)+(B)+(C) indicated in Statement at para (I)(a) above}
1	Nil	Nil	#VALUE!
2			0.00
3			0.00
4			0.00
5			0.00
6			0.00
7			0.00
8			0.00
9			0.00
TOTAL		0	0.00

For, Madhusudan Industries Ltd,




Director

(II)(a) Statement showing details of Depository Receipts (DRs)

Sr. No.	Type of outstanding DR (ADRs, GDRs, SDRs, etc.)	Number of outstanding DRs	Number of shares underlying outstanding DRs	Shares underlying outstanding DRs as a percentage of total number of shares {i.e., Grand Total (A)+(B)+(C) indicated in Statement at para (I)(a) above}
1	Nil	Nil	Nil	#VALUE!
2				0.00
3				0.00
4				0.00
5				0.00
6				0.00
7				0.00
8				0.00
9				0.00
TOTAL		0	0	0.00

For, Madhusudan Industries Ltd.




Director

(II)(b) Statement showing holding of Depository Receipts (DRs), where underlying shares held by "promoter/promoter group" are in excess of 1% of the total number of shares

Sr. No.	Name of the DR Holder	Type of outstanding DR (ADRs, GDRs, SDRs, etc.)	Number of shares underlying outstanding DRs	Shares underlying outstanding DRs as a percentage of total number of shares {i.e., Grand Total (A)+(B)+(C) indicated in Statement at para (I)(a) above}
1	Nil	Nil	Nil	#VALUE!
2				0.00
3				0.00
4				0.00
5				0.00
6				0.00
7				0.00
8				0.00
9				0.00
TOTAL			0	0.00

For, Madhusudan Industries Ltd.



Director